

1

2

3

4

5

6

7

8

RevNo	Revision note	Date	Signature	Checked
-------	---------------	------	-----------	---------

A

B

C

D

E

F

A

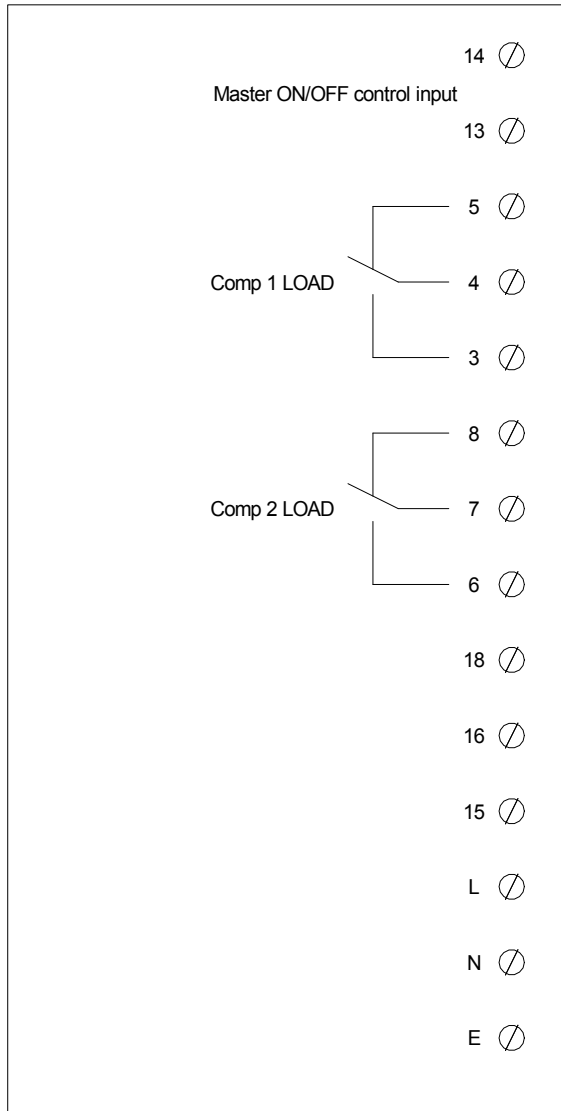
B

C

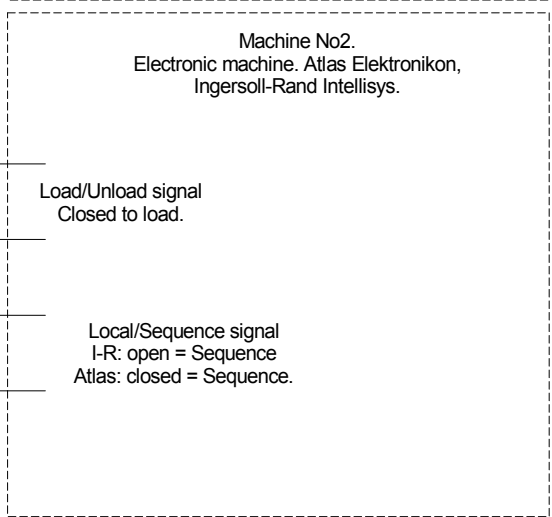
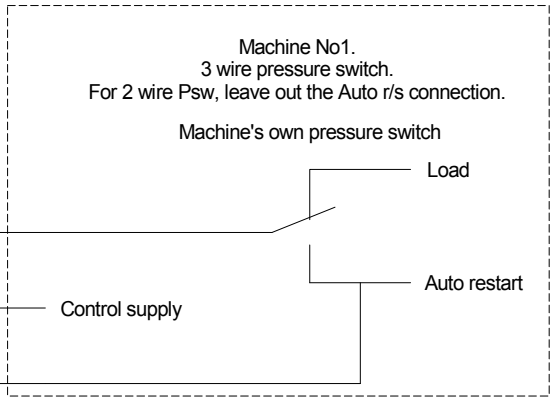
D

E

F



Link or external contact  
BMS or timeswitch.



230VAC Single phase supply  
fused externally at 1 amp  
customers supply.

Pressure Transducer

Itemref	Quantity	Title/Name, designation, material, dimension etc			Article No./Reference	
Designed by DBT	Checked by	Approved by - date	Filename FL2Lite	Date Feb03	Scale NTS	
FL2Lite wiring diagram			TPA Electronics			
FL2Lite.sch				Edition	Sheet	

1

2

3

6

7

8